



THE CHIPPEWA EDGE

Chippewas MAPS 2020

FAMILY - FANS - COMMUNITY
Evaluating the Last 20 Years. Considering the Next 20.

WHY WE ARE HERE TODAY?

- Review the scope of the bond proposal.
- Understand the financial impact of the project.
- Discuss the importance of community-wide commitment for a stable educational foundation.

**THE DISTRICT
NEEDS YOUR VOICE**



PROJECT
SCOPE
OVERVIEW

MIAPS
Chippewas
2020



PROJECT IMPACT

SUPPORTIVE ENVIRONMENTS

Properly scaled learning environments that encourage students of all interests and abilities to be active participants in the learning process.

SAFE SPACES

Secure entrances of all district buildings, secure learning corridors in the event of a lockdown event, improved transportation routes, and enhanced interior and exterior security features.

EARLY LEARNING SUPPORTS

Resources to support students and families with the foundational services they need to start on the right pathway to achieve long-term academic success.

FINANCIAL STEWARDSHIP

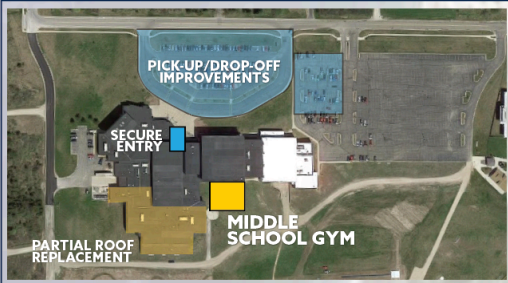
Properly addresses enrollment capacity allowing for significant financial impact on district spending over the next 20 years.

Chippawas MAPS 2020

FACILITY HIGHLIGHTS

MIDDLE SCHOOL GYM AT MMHS SITE

MIDDLE + HIGH - 525 12th ST.



- Secure entry + check-in + academic wings updates
- Construction of dedicated Middle School Gym & Lockers
- Door & hardware updates
- Partial Roof Replacement
- Track Storage

DEMOLITION OF JEFFERSON GREEN SPACE

JEFFERSON SITE - 515 BRYANT AVE.



HIGHLIGHTS

- Demolish 1954 Jefferson Elem.
- Green space & MAPS athletic field considerations between Sands Park & Jefferson Site
- Maintaining neighborhoods is a top priority of MAPS & property stakeholders

A PROPOSED CENTRALIZED PreK-5 ELEMENTARY

KENNEDY SITE - 550 MAPLE ST.



HIGHLIGHTS

- Demolish 1927 Building
- Secure entry + check-in + academic wings
- Updated to meet modern educational standards
- Dedicated bus and parking areas
- Updated pick-up and drop-off areas

A COMMUNITY LEARNING CENTER

MADISON SITE - 1309 MADISON RD.



- Minor renovations to relocate MAPS Central Office
- Mechanical Updates
- Roof Replacement

JEFFERSON ELEM.

KENNEDY ELEM.

SANDS PARK

MMHS SITE

MADISON ELEM.

CURRENT FACILITY PARTNERS



Centra Wellness NETWORK



face-to-face HOMESCHOOL

FINANCIAL
IMPACT OF
THE VISION

MIAPS
Chippewas
2020

Chippewa MAPS 2020

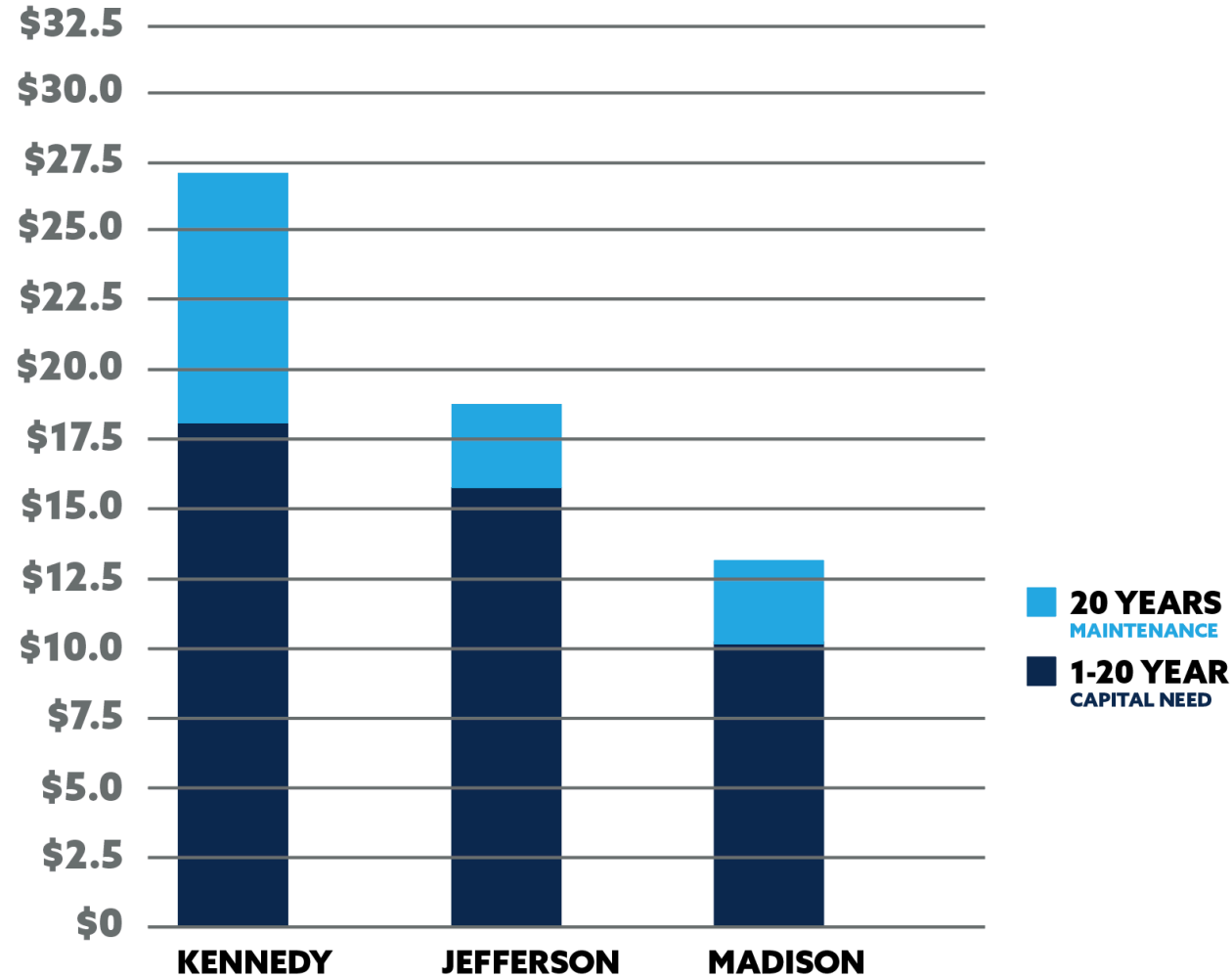
FINANCIAL IMPACT OF THE VISION

Keeping all elementary buildings current, and **maintaining them as elementary buildings** will cost the district \$60 million in need over the next 20 years.

**Maintenance cost come from MAPS General Fund Budget*

*** Capital Need based on Facility Assessment*

FACILITY NEED
(IN MILLIONS \$)



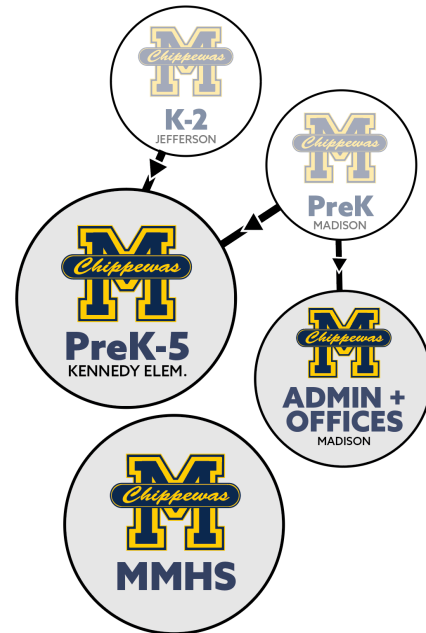
\$60 MILLION
IN ELEMENTARY NEED
OVER 20 YEARS

Chippewas MAPS 2020

FINANCIAL IMPACT OF THE VISION

Investing in our elementary with the best infrastructure allows the district to **save \$21.16 million** over the next 20 years.

**Maintenance cost come from MAPS General Fund Budget*



\$60m

20 YEARS MAINTENANCE

1-20 YEAR CAPITAL NEED

\$21.1 MILLION
IN ELEMENTARY SAVINGS
OVER 20 YEARS

\$38.9m

20 YEARS PROJECTED MAINTENANCE BASED ON MILLAGE BEING COMPLETED

2020 VISION MILLAGE COST

\$0

\$0

\$29,861,255

"2020 VISION MILLAGE"



2.65 MIL

PROPOSED INCREASE

*Increase in Debt Levy = 2.65mil. Total maximum of all debt mils = 4.90

\$139,900 *(Median Manistee Area Home Market Value)*



\$69,950 *(Taxable Value - Approx. half of home market value)*
*You may find your taxable buy visiting the county equalization office,
or accessing it on the web at: manisteecountymi.gov*



\$15.40/month

(\$185/year) Cost to Manistee Area Public Schools District Property Owners (based upon a taxable value of \$69,950) for the proposed 2020 Vision Millage.

Calculate your impact: \$2.65 for every \$1,000 of taxable value on your property



\$29,861,255 "2020 VISION MILLAGE"

PROPOSED 2.65* MIL INCREASE TO EXISTING BOND DEBT TO JUMP START OUR 20 YEAR VISION - PROPOSED RATE 4.9 MILS (CURRENT: 2.25 MILS) & ALSO ILLUSTRATING THE 2029 SUSTAINING FUND IMPACT BASED ON THE 20 YEAR FACILITY VISION.**

**This is a speculative estimate and illustration

FUNDING SOURCES

1999 High School (12th Street) Millage - 30 Year Bond Term

2020 Vision Millage - 25 Year Bond Term
(As property values increase, the mil amount decreases. This same pattern is illustrated in the 1999 Bond Payment.)

2029 Sustaining Fund - 10 Year Sinking Fund
**This is a speculative estimate and illustration only

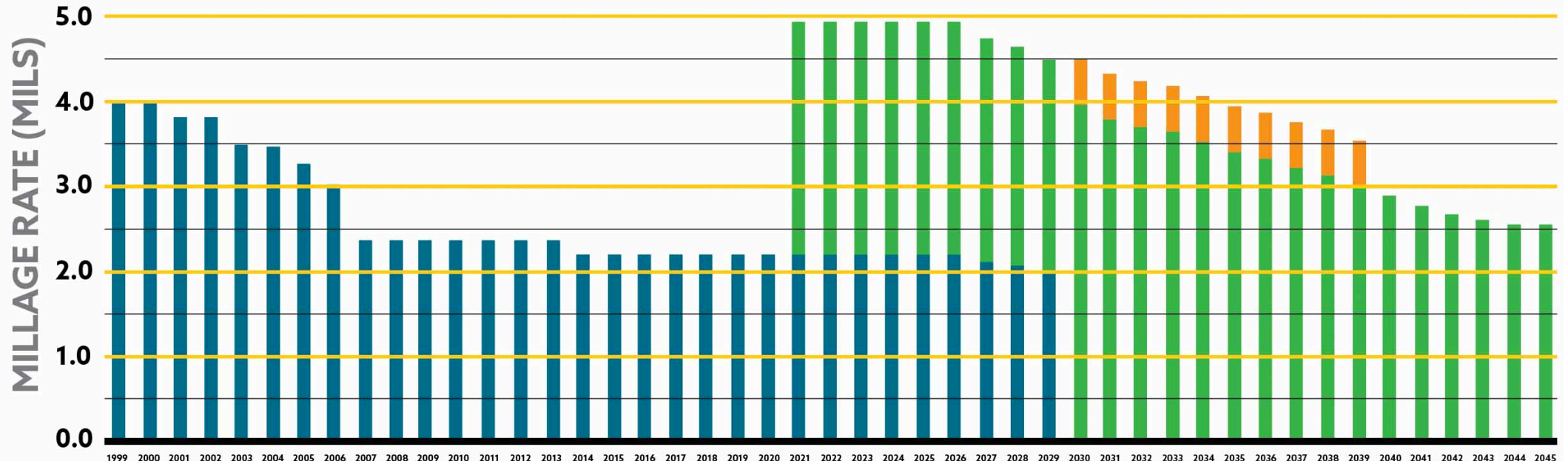
HOUSEHOLD IMPACT OF 2020 VISION MILLAGE

\$139,900 (Median Manistee Area Home Market Value)

\$69,950 (Taxable Value - Approx. half of home market value)
You may find your taxable buy visiting the equalization office, or accessing it on the web at: manisteecountymi.gov

\$15.40/month (\$185/year) Cost to Manistee Area Public Schools District Property Owners (based upon a taxable value of \$69,950) for the proposed 2020 Vision Millage.

Calculate your impact. \$2.65 for every \$1,000 of taxable value on your property



*Increase in Debt Levy = 2.65mil. Total maximum of all debt mils = 4.90

TAX YEAR

SCHOOL
FUNDING &
SPENDING

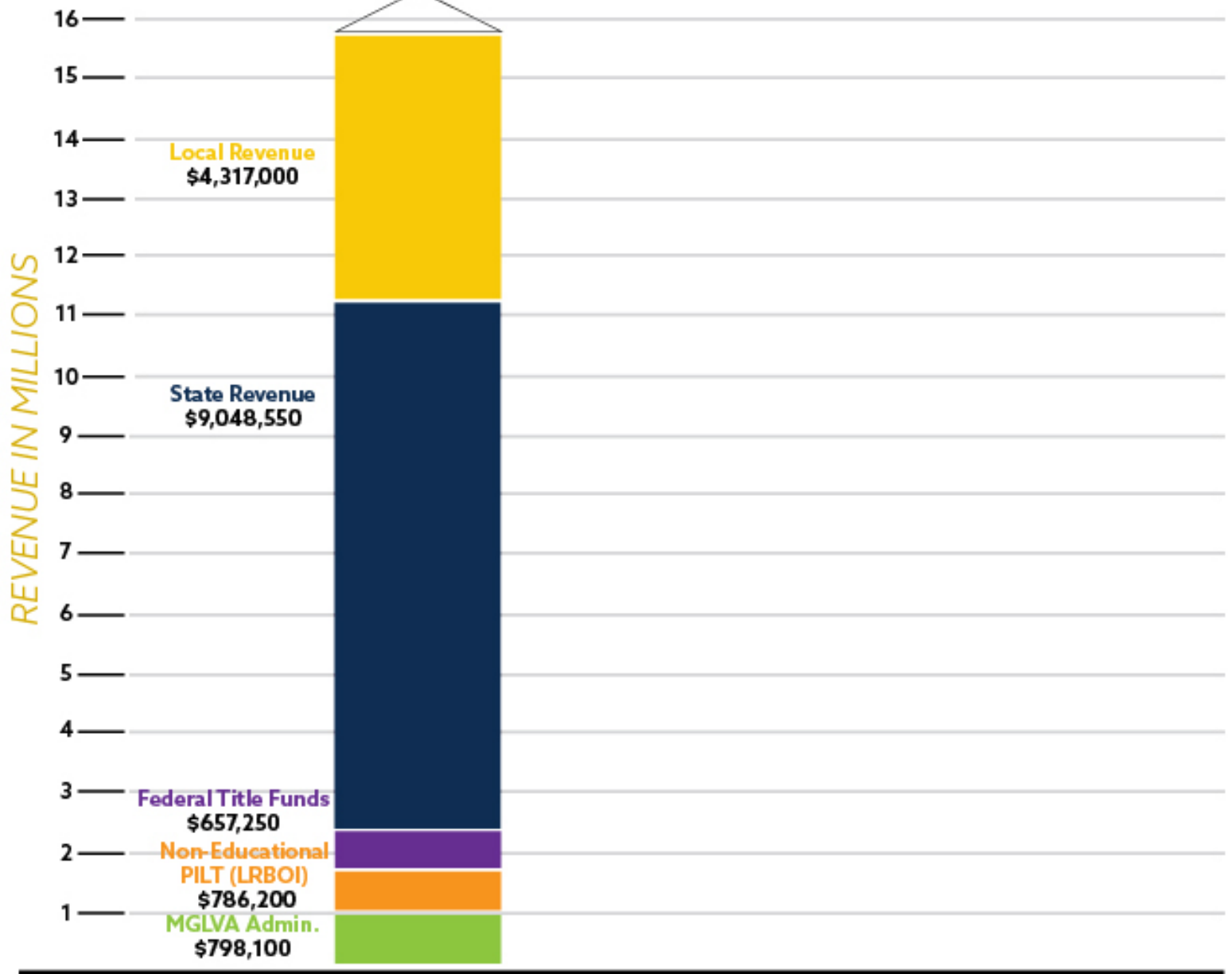
MIAPS
Chippewas
2020

Chippewa MAPS 2020

SCHOOL FUNDING & SPENDING

\$15,607,100

[REVENUES]



Chippewas MAPS 2020

SCHOOL FUNDING & SPENDING

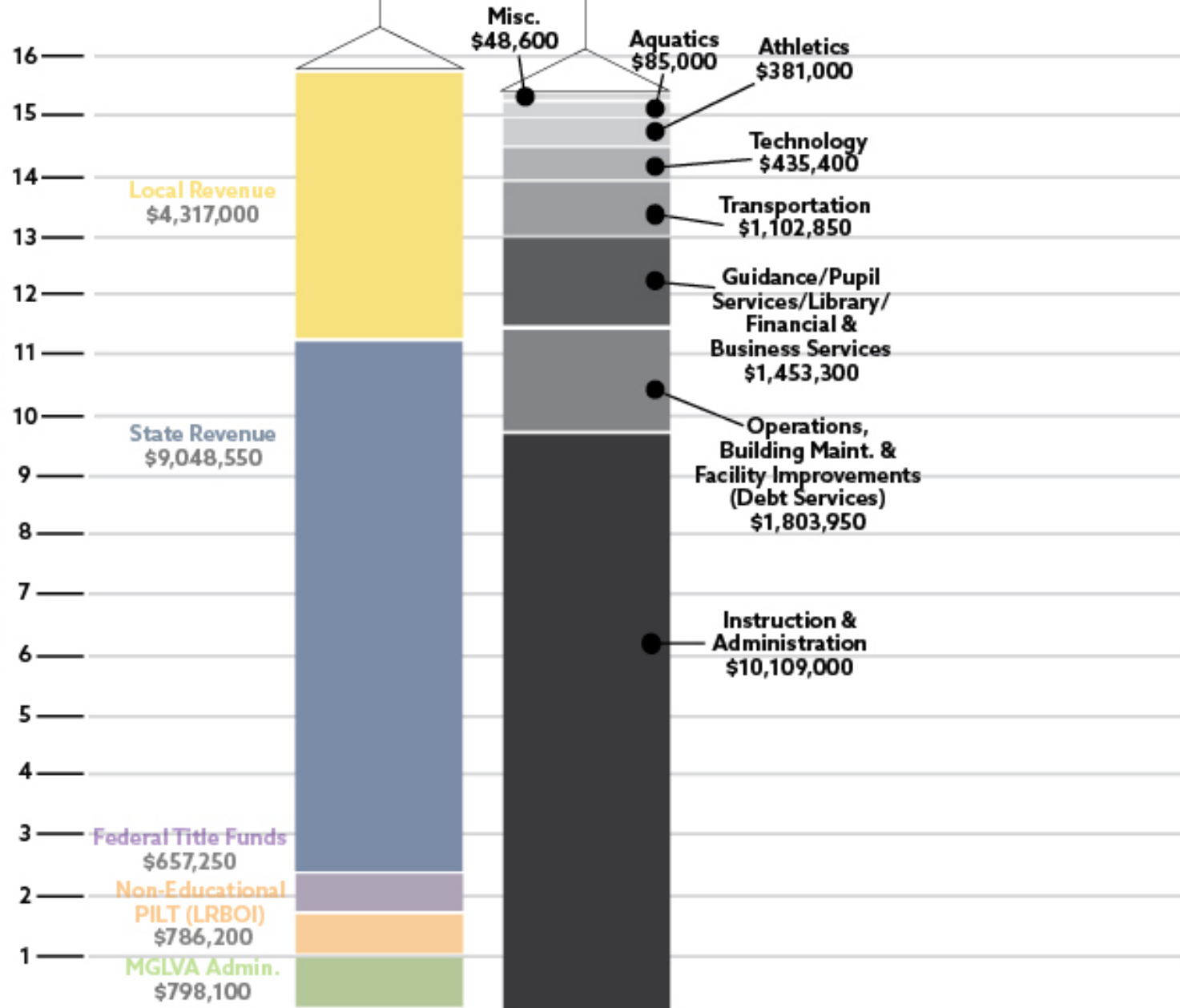
\$15,607,100

[REVENUES]

\$15,419,100

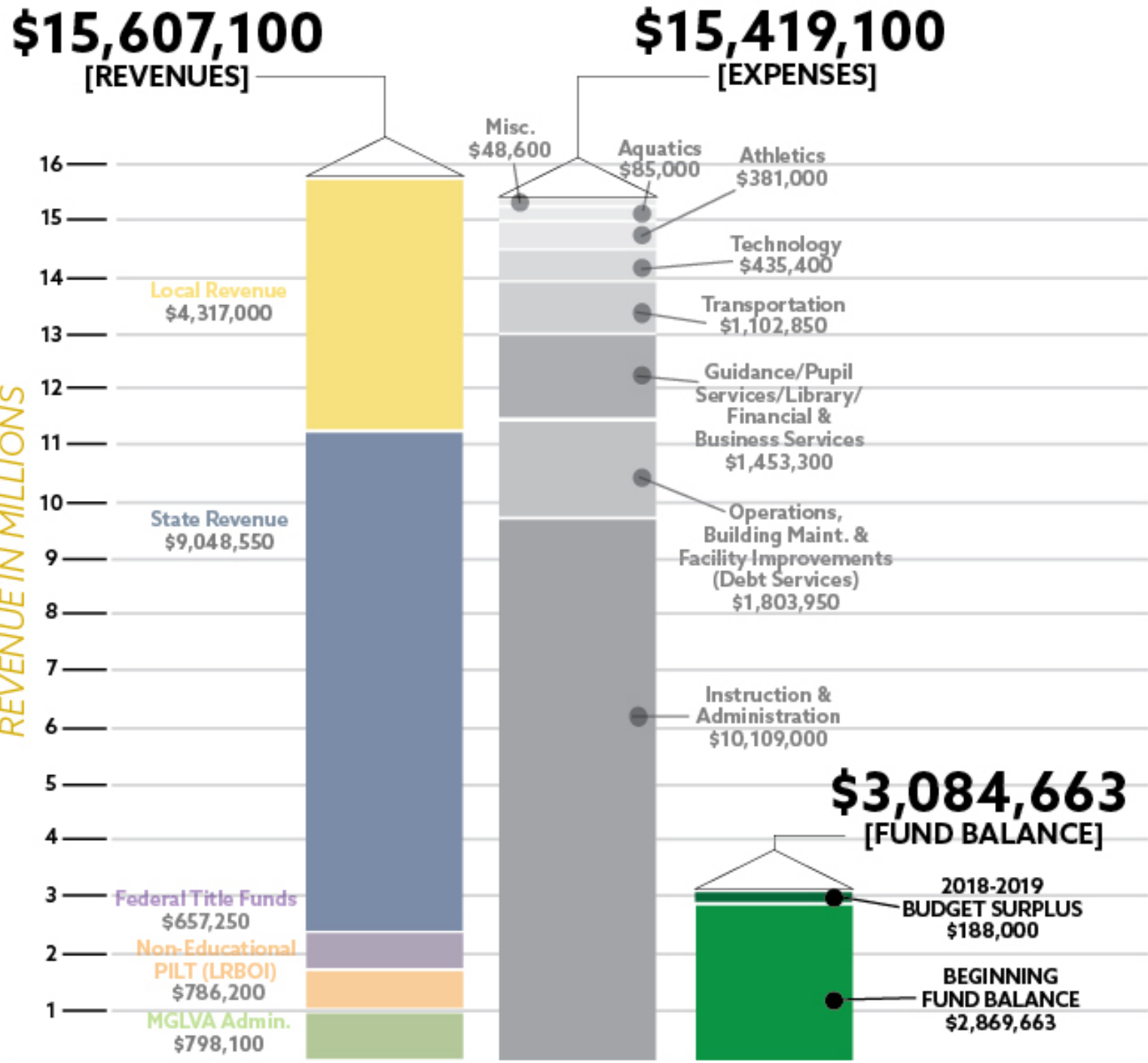
[EXPENSES]

REVENUE IN MILLIONS



Chippewas MAPS 2020

SCHOOL FUNDING & SPENDING



EDUCATION &
YOUR
COMMUNITY

MIAPS
Chippewas
2020

The logo features the word "Chippewas" in a small, blue, cursive font above the word "MAPS" in large, bold, yellow letters with a blue outline. Below "MAPS" is the year "2020" in large, bold, blue letters. The background of the logo is a light blue and white geometric pattern.

Chippewas MAPS 2020

EDUCATION & YOUR COMMUNITY

SCHOOL OF CHOICE

In 1996, school districts were placed in the position of having to consider marketability for the first time with the introduction of School of Choice.

When choosing a school district, parents may compare:

- School buildings
- District amenities
- Test scores
- Academic offerings
- Extracurricular diversity
- Fiscal responsibility
- Social and behavioral supports
- Community pride, and more

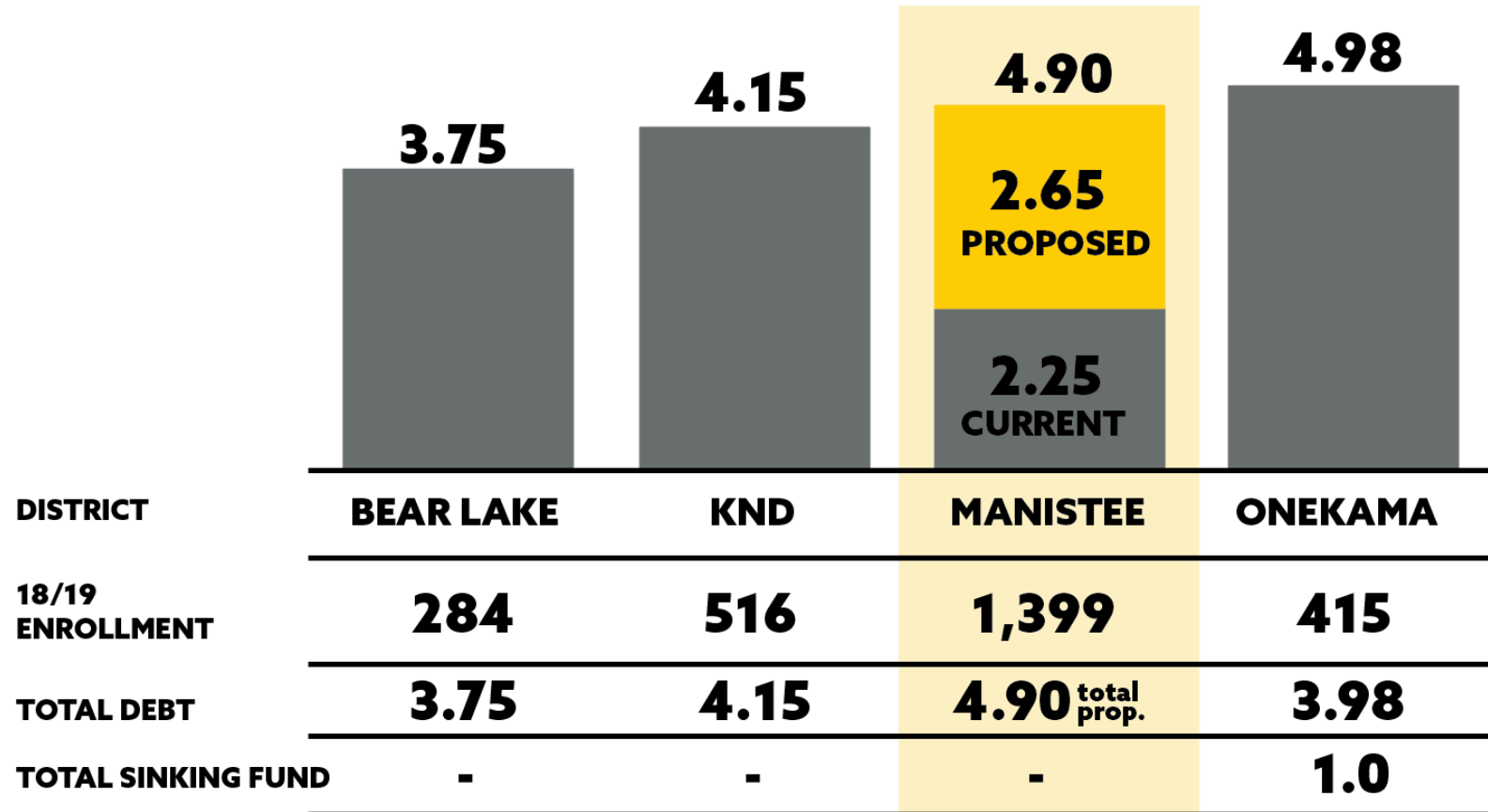
The MAPS 2020 vision aims to address all of these metrics.

Chippewas MAPS 2020

EDUCATION & YOUR COMMUNITY

UNDERSTANDING THE IMPORTANCE OF EDUCATION IN OUR REGION

K-12 investment in Manistee County

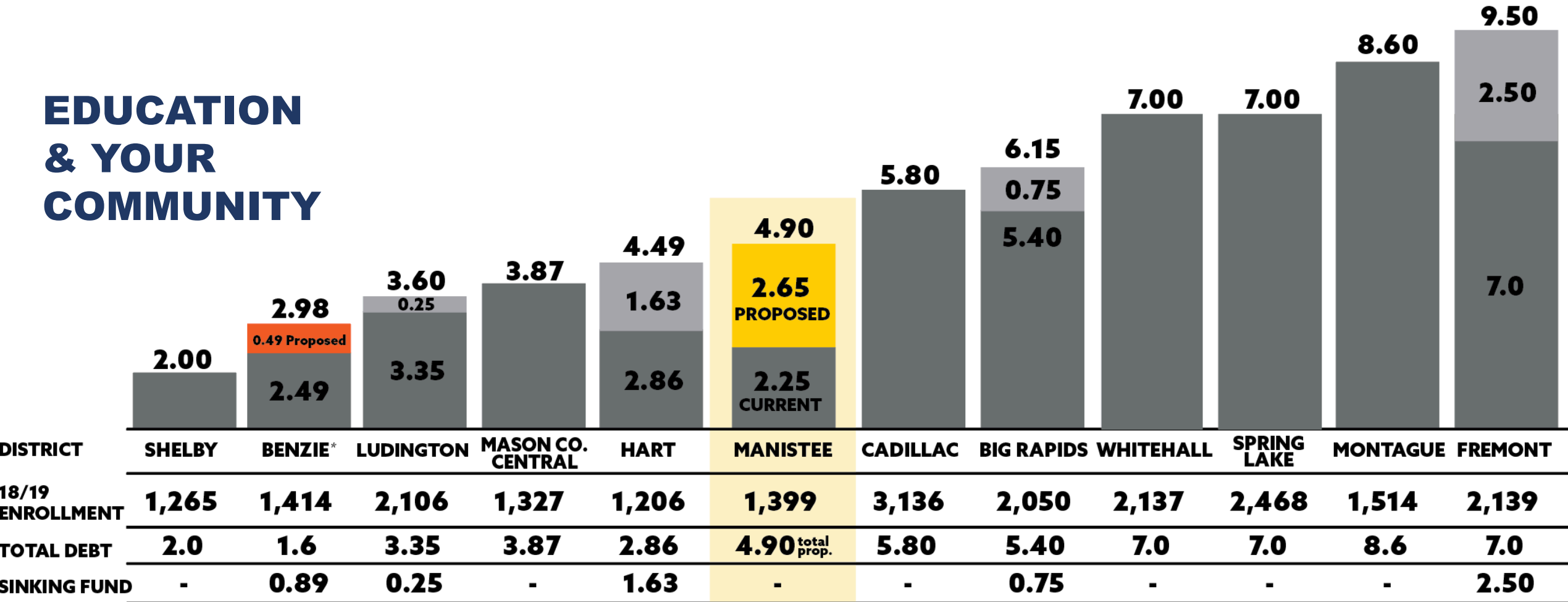


UNDERSTANDING THE IMPORTANCE OF EDUCATION IN OUR REGION

**Benzie Co. Schools millage amount currently at 1.6mil existing debt with 0.9mil sinking fund (2.49). Current proposed bond is seeking increase in 0.49mil total increase to 2.98mils (1.6mil existing and 1.38mil new levy with no sinking fund)*

K-12 investment in the region

EDUCATION & YOUR COMMUNITY





MAPS *Chippewas* **2020**

EDUCATION & YOUR COMMUNITY

ECONOMIC DEVELOPMENT IMPACT

Manistee County is compared with the neighboring counties of Mason, Wexford, and Benzie based upon development opportunities, but also the quality of these community amenities:

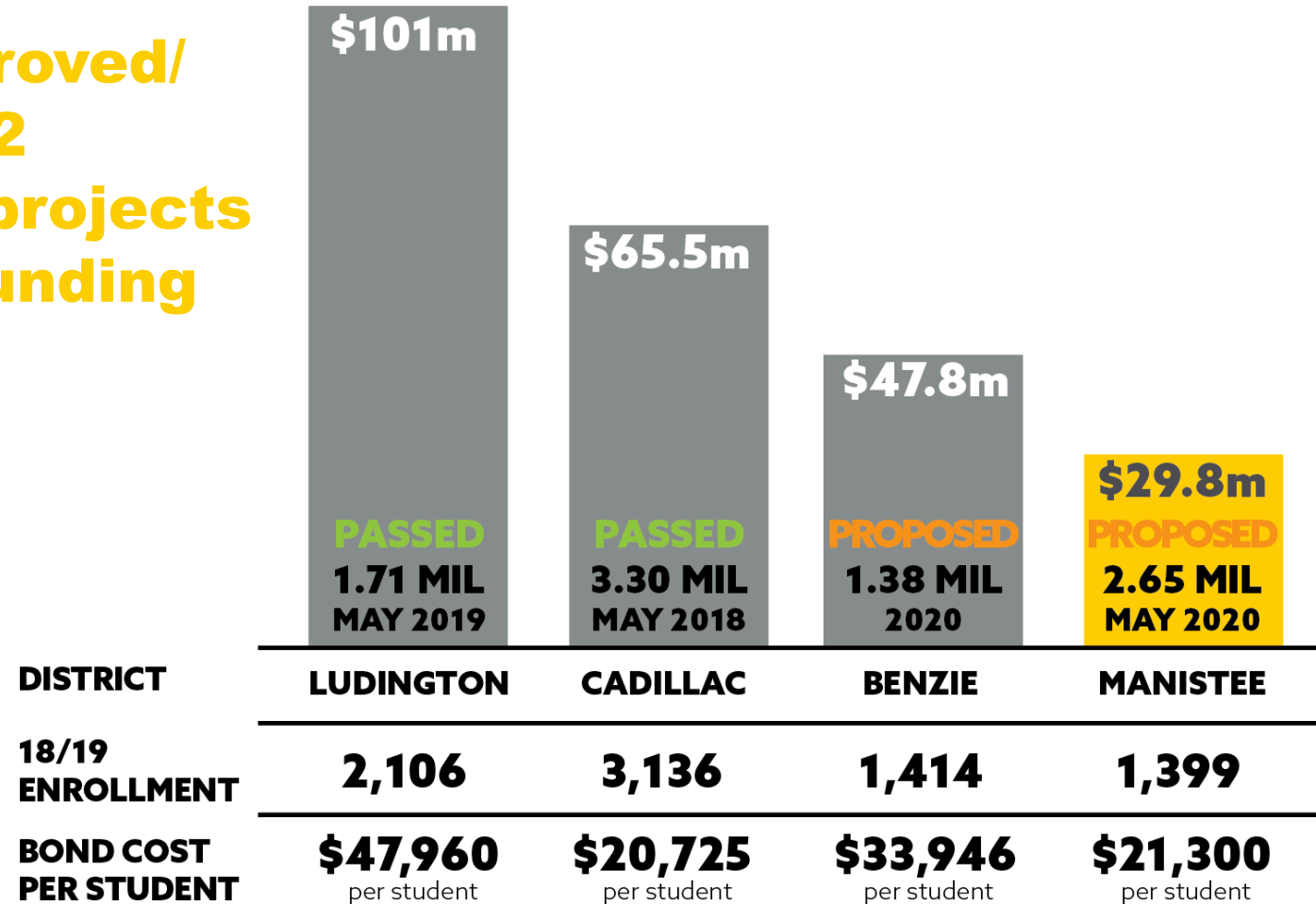
- Educational Resources
- Health & Wellness
- Housing
- Workforce
- Neighborhood & Community
- Lifestyle Assets

Chippewas MAPS 2020

EDUCATION & YOUR COMMUNITY

ECONOMIC DEVELOPMENT IMPACT

**Current approved/
pending K-12
investment projects
in the surrounding
counties**



*Benzie Co. Schools millage amount currently at 1.6mil existing debt with 0.9mil sinking fund (2.49). Current proposed bond is seeking increase in 0.49mil total increase to 2.98mils (1.6mil existing and 1.38mil new levy with no sinking fund)

The logo features the word "Chippewas" in a small, italicized font above the word "MAPS" in large, bold, yellow letters with a blue outline. Below "MAPS" is the year "2020" in large, bold, blue letters.

Chippewas MAPS 2020

EDUCATION FOR A STRONG COMMUNITY

Why education matters...

- **Potential to stabilize property values**
- **Attracts and keeps families in our community**
- **Fosters economic development**
- **Provides work force for area businesses**
- **Develops students into productive citizens**

A background image of a school hallway with people walking, overlaid with a semi-transparent white box containing text.

**EDUCATION
& YOUR
COMMUNITY**

WORKING
TOGETHER

M
Chippewas
MAPS
2020

Chippewa **MAPS** **2020**

EDUCATION & YOUR COMMUNITY

GOALS OF COLLABORATION



1. Support of quality educational resources that retain and attract families.



2. Improve early childhood resources to provide a critical early foundation for achieving excellence for all students.



3. Develop collaborative opportunities to support student achievement between the MAPS district and Manistee community organizations to ensure sustained skilled workforce.

THANK YOU

